

EAGLE-2000 - DC

SLIDE GATE OPERATOR

EAGLE COMMERCIAL

Gate Capacity Up to 45' & 2000 lbs

Built in Battery Back-up



FIRE



EARTHQUAKE



LIGHTNING

Over 180 Cycles



**SOLAR
READY**



EAGLE-2000-DC

Standard Features

- Solar Ready (Full Operation without AC Power)
- Global Inputs and Built-in Open/Close Delay
- On-board 3-Button Station
- Lightning & Surge Protection
- One Pass (No Tailgate)
- Motor Brake
- 24 VDC Output with Relay for MAG Lock
- 24 VDC Auxiliary Power Output
- Dry Contact Relay (NO/NC) for Accessories
- Stop-Reverse
- Auto-Close Timer (1-60 sec.)

Gate Capacity & Operation

- Eagle-2000-DC
 - Maximum Gate: 1200 lbs & 45 ft.
- Eagle-2000-DC-HD
 - Maximum Gate: 1200 lbs & 45 ft.
 - 12" per Second Travel
 - Rated Continuous Duty

Power Failure Operation

- Selectable Power Fail Open, Close or Continuous Operation
- Minimum 180 Cycles on Battery Backup
- Auto Power-Save Mode

Mechanical

- Chain: #40 Nickel Plated (20 ft.)
- Gear Reducer: Size 60
- Cover: All Weather/UV Resistant (HDPE)
- Chassis: 3/16" Zinc Plated to Resist Corrosion
- Auxiliary 120 VAC Outlet (AC Power Source Only)

Hardware

- No-Weld Chain Brackets
- UHMW Silent Idler Wheels
- Audio Alarm
- Pre-Wired Receiver Terminal

Weight & Dimensions

- 27" (h) x 18 1/2" (w) x 19 3/4" (d)
- Shipping Weight:
 - Eagle-2000-DC 160 lbs
 - Eagle-2000-DC-HD 175 lbs

Power

- Battery: Two 9 Ah 12 V
- 1/2 HP Instant Reversing 24 VDC Motor
- 3/4 HP Instant Reversing 24 VDC Motor
- Power Input: 120/220 VAC or 24V Solar

Operating Classification

- Class I, II, III & IV

Warranty

- 5-Year Warranty
- Extended Warranty Available

Optional

- Solar Panel
- 12 Ah Batteries (12 V)

Specifications Subject to Change


Model Number	Description	Gate Capacity
EAGLE-2000-DC	1/2 HP 24 VDC Commercial Slide Gate Operator	45' & 1200 lbs
EAGLE-2000-DC-HD	3/4 HP 24 VDC Commercial Slide Gate Operator	45' & 2000 lbs

SOLAR READY


State of the art firmware manages power consumption so that smaller solar panels can be used.

In most cases, solar panel size can be reduce 50%.

Built-in voltage regulator & battery charger provide "plug 'n play" solar panel connection.




Eagle Diamond DC Control Board



Solar Panels with Mounting Bracket & Lead Wire

- 10 Watt (24 V); 16 3/4" x 17"
- 20 Watt (24V); 21 3/4" x 25"



Rugged Durable Design

- 120 VAC, 220 VAC or 24 VDC (Solar)
- Heavy Duty Transmissions
- Powerful Motor (1/2 HP & 3/4 HP)

**Battery Back-up
Over 180 Cycles
Without Power**

Eagle-2000-DC Gate Operators for Slide Gates to 45 ft. and 2000 lbs

Get heavy duty power and reliability and enjoy worry-free operation even during complete power failure. The Eagle-2000-DC is solar ready and comes standard with built-in batteries.

The Eagle-2000-DC is efficient, with Auto Power-Save Mode to conserve energy and provide maximum cycles during battery-only operation. Great for applications where the power source is far from the gate or when you want to keep your gate operational 24/7 regardless of power supply.

All Eagle Operators are built to last, backed by the Best-in-Class Warranty and equipped with the Diamond-DC Control Board; the most feature-packed control board for easy set-up and simple operation.

MADE IN THE USA

EAGLE ACCESS CONTROL SYSTEMS, INC.

TOLL FREE (800) 708-8848

WWW.EAGLEOPERATORS.COM EMAIL: INFO@EAGLEOPERATORS.COM

AVAILABLE AT:

